



District Report Card: 2017


State: Bihar	District: Sheohar
Class: 5	Subject: Language
Schools: 59	Students: 1501


Participation/Coverage


Students

<div>GENDER</div> <div></div>	Boys		Girls	
	Number	%	Number	%
	757	50.43	744	49.57

<div>AREA</div> <div></div>	Rural		Urban	
	Number	%	Number	%
	1471	98.00	30	2.00

<div>CATEGORY</div> <div></div>	SC		ST		OBC		GEN	
	Number	%	Number	%	Number	%	Number	%
	244	16.26	17	1.13	1021	68.02	219	14.59

<div>CWSN</div> <div></div>	LD	VI	HI	S&LD	ID	Oth
	2	6	2	1	4	4

<div>Management</div> <div></div>	Government		Government-aided	
	Number	%	Number	%
	1501	100.00	0	0.00

Average Performance of Students in Language (%)

Overall	Gender		Area		Management		Social Group			
	Male	Female	Rural	Urban	Govt.	Aided	SC	ST	OBC	GEN
58.57	57.90	59.26	58.60	57.11	58.57	0.00	56.12	61.57	58.18	62.89

Performance on Learning Outcomes (LOs)

Learning Outcomes	Description	Average Performance(%)
L504	Reads and comprehends independently storybooks, news items/ headlines, advertisements etc.	55.54
L508	Reads text with comprehension, locates details and sequence of events	60.09

Range of Performance of Students who Answered Correctly							
Below 30%		30% - 50%		50% - 75%		Above 75%	
Number	%	Number	%	Number	%	Number	%
170	11.33	337	22.45	659	43.90	335	22.32

Lowest Performing Learning Outcomes (LOs)

- 1 - Reads and comprehends independently storybooks, news items/ headlines, advertisements etc. (55.54)
- 2 - Reads text with comprehension, locates details and sequence of events (60.09)